


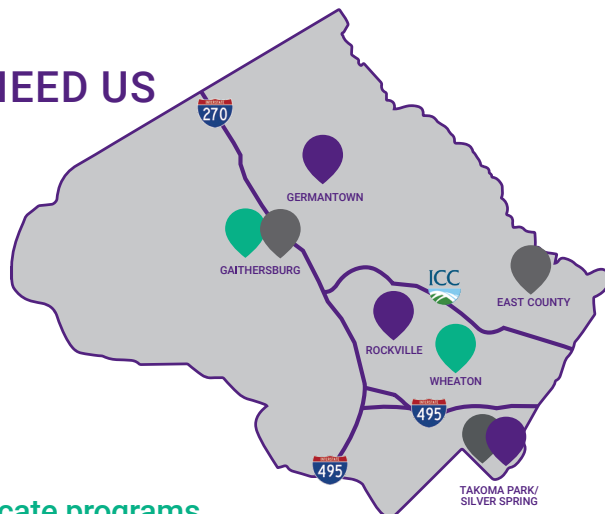
# MONTGOMERY COLLEGE BY THE NUMBERS

**42,915**  
Credit and Noncredit  
**STUDENTS**

Maryland's largest  
community college

## WE'RE WHERE YOU NEED US

- 3** – Campuses
- 2** – Training Sites
- 3** – Community Engagement Centers
-  – Online



**24%**

MC students who  
receive Pell grants  
(federal financial aid)

**\$27,238**

Average household income for  
federal Pell grant recipients

**144**

**Degree and certificate programs**

From mechanics to engineers and lab bench  
workers to scientists: **we fuel the economy**

**79%**

**Students of color**

Student community  
reflects today's  
Montgomery County

**\$5,322**

**annual tuition & fees**

The most affordable  
higher education option  
for county residents

**49%**



Montgomery County Public  
Schools graduates who stay  
in state for college **attend MC**

**9**

Faculty members named  
Maryland Professor of the Year  
**quality in classrooms**

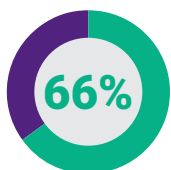
**155**

Countries represented\*



**48%**

New full-time students who  
graduate or transfer within  
3 years of entering MC



MC students  
who attend  
part time\*



**24**

Average  
student age\*

## OUR MISSION

We empower students to change  
their lives, and we enrich the  
life of our community. We are  
accountable for our results.

**MC75**  
**MONTGOMERY COLLEGE**  
1946 ■ 2021

*Your community's college.*

October 2021

\*credit students